

Make light work of large-scale cleaning

Experience a ride-on sweeper that keeps you productive from start to finish, it is easy to operate and requires very little maintenance.

Introducing the ROS1300, a rugged, consistent performer for daily sweeping of hard floors – both indoors and outdoors.





From large warehouses and industrial areas to commercial complexes, schools, and colleges – keep dust and debris under control quickly and efficiently. Simple, intuitive controls like the one-touch start help you get to work instantly and stay in control. While smart, tool-free maintenance means your operator won't be phased by time consuming routine tasks. Built for all-round safety, this is a sweeper that maintains productivity while ensuring a safer working environment for everyone. Optimised for cleaning at scale and with the capacity to keep sweeping up slopes, the ROS1300 is truly a productive performer.

- Maintain high productivity whatever your application, with optimal dust and debris collection and powerful rear-wheel drive – even up slopes
- Enjoy one touch start that activates all main functions instantly and tool-free maintenance for easy installation and removal of the broom and brushes
- More sweeping, less dumping with high capacity 130L hopper on wheels and optional three mini containers for convenient debris dump
- Optimised for operators with cup holder, USB port, built-in device storage and water level indicator for dust control misting system
- Safety-centric design with warning beacon, front LED light, speed-reduction during turns and ergonomic adjustable seat

• Standard equipment




Picture shown may not represent model quoted

Included accessories		Ref. no.	Min. required	ROS1300 EU UK RIDE ON SWEEPER	ROS1300 B G180 OBC
Filter for Sweeping					
	FILTER KIT 580X401X80 PES 3.5m ²	55940538	1		•
Side Broom					
	BROOM SIDE KIT 300x500 PPL 0.8	55940587	2		•
Broom Cylinder 700 mm					
	MAIN BROOM KIT 300X700 PPL0.5	55940604	1		•
Battery and Charger					
	ONBOARD CHARGER KIT 24V 25A EU/UK	55940100	1		•
Squeegee, Blade, Skirt and Splash Guard					
	BLADE FRONT NR	55940638	1	•	



Make light work of large-scale cleaning

Included accessories		Ref. no.	Min. required	ROS1300 EU UK RIDE ON SWEEPER	ROS1300 B G180 OBC
	BLADE MAIN BROOM REAR NBR	55940330	1	•	
	BLADE SIDE NBR	55940934	2	•	
Other					
	MINI CONTAINER KIT	55940439	3		•
	WARNING LIGHT KIT	55940539	1	•	

Model	ROS1300 EU UK RIDE ON SWEEPER	ROS1300 B G180 OBC
Ref. no.	50000605	CM50000605-04

PRODUCT FEATURES









Electrical filter shaker	•	•
Hopper for collecting debris	•	•
Adjustable side broom speed	•	•
One-Touch™ Button	•	•
DustGuard™ Dust-control System	•	•
LCD display	•	•
Rear wheel traction	•	•

Technical specifications	ROS1300 EU UK RIDE ON SWEEPER	ROS1300 B G180 OBC
Voltage (V)	24	24
Sound pressure level (dB(A))	72 ± 3	72 ± 3
Productivity 2 side brooms theoretical/actual (m²/h)	8100/5670	8100/5670
Working width without side brooms (cm)	70	70
Min. turn-around aisle width (cm)	255	255
Hopper volume (l)	130	130
Length x width x height (mm)	1680x1055x1300	1680x1055x1300
Gross vehicle weight (gvw) (kg)	688	688
Gradeability working % (DEG)	16	16
Height with overhead guard	1097mm	
Max. speed	8 km/h	8 km/h
Working width with 2 side brooms	135	135



Make light work of large-scale cleaning

● Standard equipment, ○ Supplementary accessories, □ Mountable equipment

Accessories		Ref. no.	Min. required	ROS1300 EU UK RIDE ON SWEEPER	ROS1300 B G180 OBC
Other					
	MINI CONTAINER KIT	55940439	3		●
	SEAT BELT KIT 1.3M	VR41537	1	□	
	WARNING LIGHT KIT	55940539	1	●	
Filter for Sweeping					
	FILTER KIT 580X401X80 PES 3.5m²	55940538	1		●
Side Broom					
	BROOM SIDE KIT 300x500 PPL 0.8	55940587	2		●
	BROOM SIDE KIT MIX STEEL 300x500	55940757	2	○	
	SIDE BROOM KIT NATURAL FIBER 300x500	55940589	2	○	
Broom Cylinder 700 mm					
	MAIN BROOM KIT 300X700 PPL0.5	55940604	1		●
Battery and Charger					
	ONBOARD CHARGER KIT 24V 25A EU/UK	55940100	1		●
Squeegee, Blade, Skirt and Splash Guard					
	BLADE FRONT NR	55940638	1	●	
	BLADE MAIN BROOM REAR NBR	55940330	1	●	
	BLADE SIDE NBR	55940934	2	●	
External Charger					



Make light work of large-scale cleaning

Accessories		Ref. no.	Min. required	ROS1300 EU UK RIDE ON SWEEPER	ROS1300 B G180 OBC
	CHARGER HF 24V 25A SB175R	80542426	0		
Battery					
	BATT. 6V-198AH AGM C5	80565523	4	<input type="checkbox"/>	
	BATT. 6V-180AH GEL MONOBLOC	80564000	4	<input type="checkbox"/>	
	BATT. 6V-200AH WET TUBULAR MONOBLOC	80563200	4	<input type="checkbox"/>	
	BATT. 6V-240AH GEL MONOBLOC	80564100	4	<input type="checkbox"/>	

